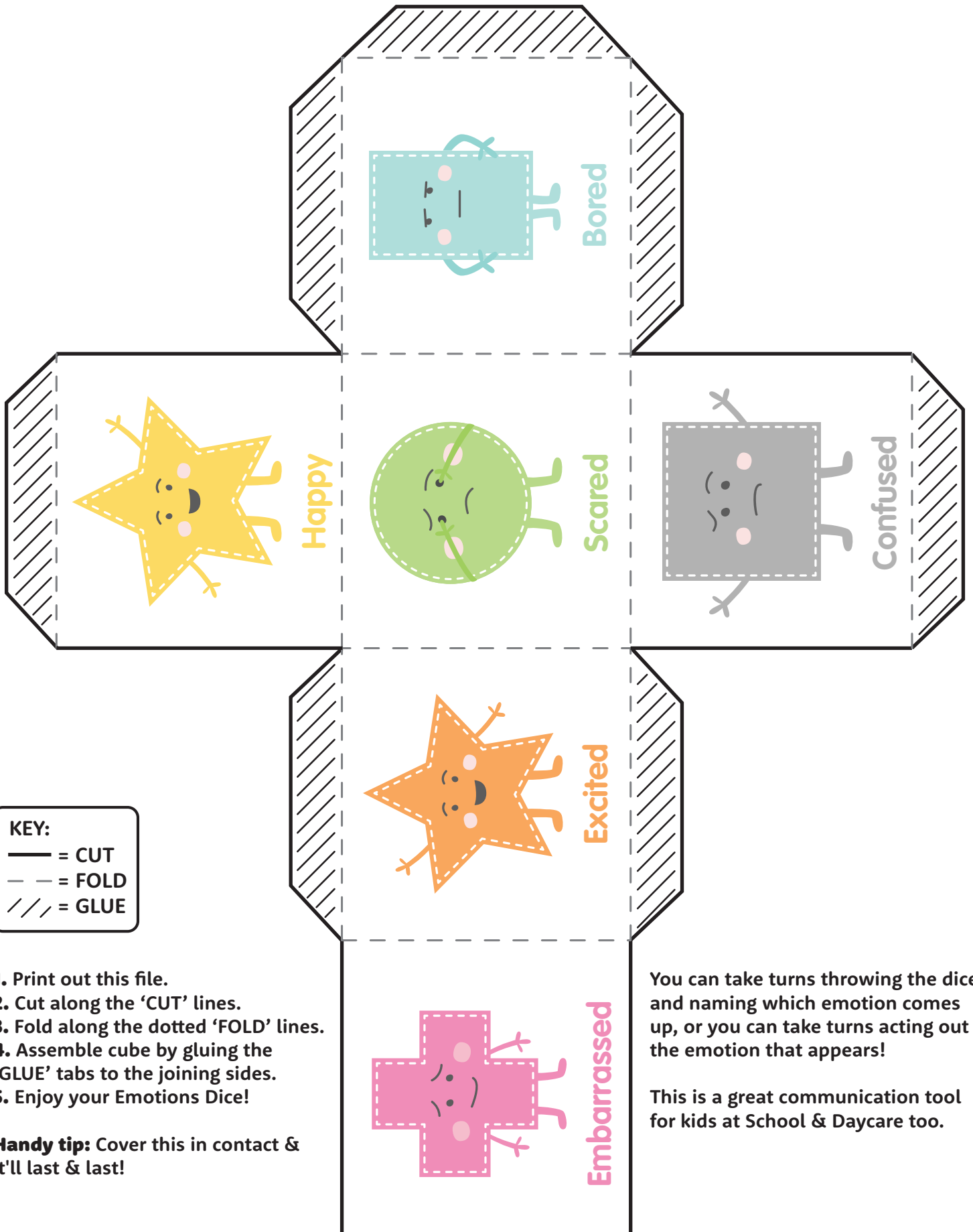




# BRIGHT STAR KIDS PRINTABLES

© 2020 All rights reserved. Personal use ONLY. Not to be used for commercial purposes.  
Artwork is NOT available for Resale, Reproduction, or Redistribution of any kind.



**KEY:**  
— = CUT  
- - = FOLD  
/// = GLUE

1. Print out this file.
2. Cut along the 'CUT' lines.
3. Fold along the dotted 'FOLD' lines.
4. Assemble cube by gluing the 'GLUE' tabs to the joining sides.
5. Enjoy your Emotions Dice!

**Handy tip:** Cover this in contact & it'll last & last!

You can take turns throwing the dice and naming which emotion comes up, or you can take turns acting out the emotion that appears!


This is a great communication tool for kids at School & Daycare too.




# BRIGHT STAR KIDS PRINTABLES

© 2020 All rights reserved. Personal use ONLY. Not to be used for commercial purposes.


Artwork is NOT available for Resale, Reproduction, or Redistribution of any kind.




Happy




Sad




Excited




Sorry




Anxious




Scared




Bored




Tired




Angry



Confused



Silly



Grumpy